

HF105F-2

MINIATURE HIGH POWER RELAY



File No.:E134517



File No.:40025518 (DC type)



File No.:CQC09002031229(DC type)



Features

- 40A switching capability
- Heavy load up to 7200VA
- PCB coil terminals, ideal for heavy duty load
- Plastic sealed and dust protected types available
- UL insulation system: Class F available
- Environmental friendly product (RoHS compliant)
- Outline Dimensions: (32.4 x 27.5 x 27.8)mm

CONTACT DATA

Contact arrangement	1A	1B	1C (NO)	1C (NC)
Contact resistance	50mΩ max.(at 1A 24VDC)			
Contact material	AgSnO ₂ , AgCdO			
Max. switching capacity	7200VA/560W	3600VA/280W	4800VA/560W	2400VA/280W
Max. switching voltage	277VAC/28VDC			
Max. switching current	40A	15A	20A	10A
HF105F-2 rating	30A 240VAC 20A 28VDC	15A 240VAC 10A 28VDC	20A 240VAC 20A 28VDC	10A 240VAC 10A 28VDC
HF105F-2L rating	25A 240VAC 20A 28VDC	15A 240VAC 10A 28VDC	20A 240VAC 20A 28VDC	10A 240VAC 10A 28VDC
Mechanical endurance	1 x 10 ⁷ OPS			
Electrical endurance	1H type(Non-plastic sealed): 1 x 10 ⁵ OPS (28A 277VAC, Resistive load, AgCdO, Room temp., 1s on 9s off)			

CHARACTERISTICS

Insulation resistance	1000MΩ (at 500VDC)	
Dielectric strength	Between coil & contacts	2500VAC 1min
	Between open contacts	1500VAC 1min
Operate time (at nomi. volt.)	DC type: 15ms max.	
Release time (at nomi. volt.)	DC type: 10ms max.	
Ambient temperature	DC: -55°C to 85°C AC: -55°C to 60°C	
Shock resistance	Functional	98m/s ²
	Destructive	980m/s ²
Vibration resistance	10Hz to 55Hz 1.5mm DA	
Humidity	5% to 85% RH	
Termination	PCB & QC	
Unit weight	Approx. 36g	
Construction	Plastic sealed, Dust protected	

- Notes:** 1) For plastic sealed type, the venting-hole should be opened in test.
 2) The data shown above are initial values.
 3) Please find coil temperature curve in the characteristic curves below.
 4) UL insulation system: Class F, Class B.

COIL

Coil power	DC type: Approx. 900mW; AC type: Approx. 2VA
------------	---

SAFETY APPROVAL RATINGS

UL/ CUL	1 Form A	AgSnO ₂ AgCdO	30A 277VAC	
			40A 277VAC	
		AgCdO	2HP 250VAC	
			1HP 125VAC	
	1 Form B	AgCdO	30A 28VDC	
			28A 277VAC	
		277VAC(FLA=20)(LRA=60)		
		15A 277VAC		
	1 Form C	NO	AgSnO ₂ AgCdO	10A 28VDC
				1/2HP 250VAC
			AgCdO	1/4HP 125VAC
				277VAC(FLA=10)(LRA=33)
NC		AgSnO ₂ AgCdO	30A 277VAC	
			2HP 250VAC	
		AgCdO	1HP 125VAC	
			20A 277VAC	
20A 28VDC				
277VAC(FLA=20)(LRA=60)				
20A 277VAC				
1/2HP 250VAC				
1/4HP 125VAC				
10A 277VAC				
10A 28VDC				
277VAC(FLA=10)(LRA=33)				

- Notes:** 1) All values unspecified are at room temperature.
 2) Only typical loads are listed above. Other load specifications can be available upon request.



HONGFA RELAY

ISO9001, ISO/TS16949, ISO14001, OHSAS18001, IECQ QC 080000 CERTIFIED

2017 Rev. 1.00

COIL DATA

at 23°C

DC type

Nominal Voltage VDC	Pick-up Voltage VDC max.	Drop-out Voltage VDC min.	Max. Voltage VDC *	Coil Resistance Ω
5	3.75	0.5	6.5	27 x (1±10%)
6	4.50	0.6	7.8	40 x (1±10%)
9	6.75	0.9	11.7	97 x (1±10%)
12	9.00	1.2	15.6	155 x (1±10%)
15	11.25	1.5	19.5	256 x (1±10%)
18	13.50	1.8	23.4	380 x (1±10%)
24	18.00	2.4	31.2	660 x (1±10%)
48	36.00	4.8	62.4	2560 x (1±10%)
70	52.50	7.0	91	5500 x (1±10%)
110	82.50	11	143	13450 x (1±10%)

AC type

Nominal Voltage VAC	Pick-up Voltage VAC max.	Drop-out Voltage VAC min.	Max. Voltage VDC *	Coil Resistance Ω
12	9.6	2.4	15.6	25 x (1±10%)
24	19.2	4.8	31.2	100 x (1±10%)
120	96.0	24.0	156	2500 x (1±10%)
208	166.4	41	270.4	11000 x (1±10%)
220	176	44	286	13490 x (1±10%)
240	192	48	286	13490 x (1±10%)
277	220	54	360.1	15000 x (1±10%)

- Notes:** 1) When requiring pick-up voltage < 80% of nominal voltage, special order allowed.
 2) The data shown above are initial values at 50Hz. When requiring 60Hz, special order allowed.
 3) *Maximum voltage refers to the maximum voltage which relay coil could endure in a short period of time.

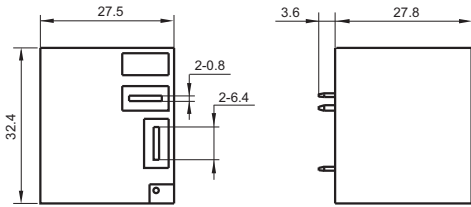
ORDERING INFORMATION

Type	HF105F-2: 30A HF105F-2L: 25A	018	D	-1H	S	T	F	(XXX)
Coil voltage	DC: 5VDC to 110VDC AC: 12VAC to 277VAC							
Coil voltage form	D: DC A: AC							
Contact arrangement	1H: 1 Form A 1D: 1 Form B 1Z: 1 Form C							
Construction ¹⁾	S: Plastic sealed Nil: Dust protected							
Contact material	T: AgSnO ₂ Nil: AgCdO							
Insulation standard	F: Class F Nil: Class B							
Special code ³⁾	XXX: Customer special requirement Nil: Standard							

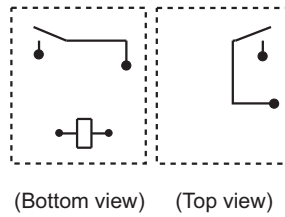
- Notes:** 1) We recommend dust protected types for a clean environment (free from contaminations like H₂S, SO₂, NO₂, dust, etc.). We suggest to choose plastic sealed types and validate it in real application for an unclean environment (with contaminations like H₂S, SO₂, NO₂, dust, etc.).
 2) Contact is recommended for suitable condition and specifications if water cleaning or surface process is involved in assembling relays on PCB.
 3) The customer special requirement express as special code after evaluating by Hongfa.

1 Form A

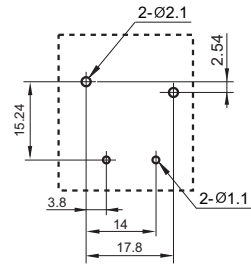
Outline Dimensions



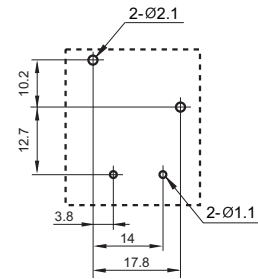
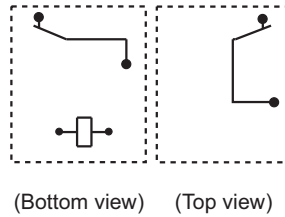
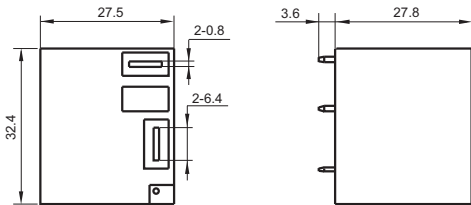
Wiring Diagram



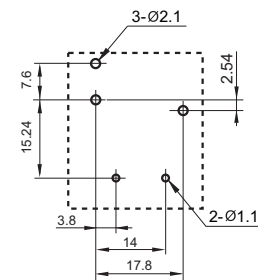
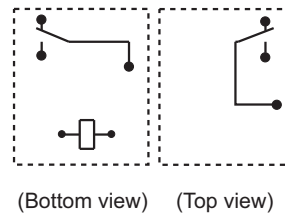
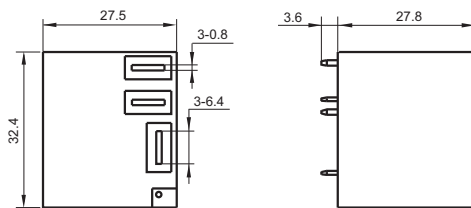
PCB Layout (Bottom view)



1 Form B



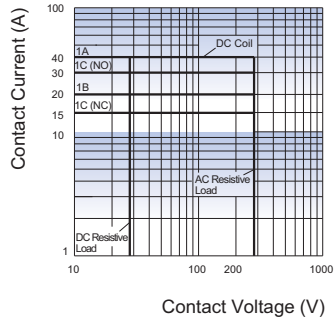
1 Form C



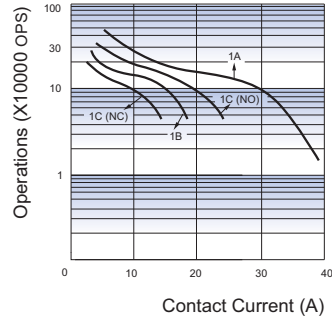
Remark: 1) In case of no tolerance shown in outline dimension: outline dimension ≤ 1 mm, tolerance should be ± 0.2 mm; outline dimension > 1 mm and ≤ 5 mm, tolerance should be ± 0.3 mm; outline dimension > 5 mm, tolerance should be ± 0.4 mm.
 2) The tolerance without indicating for PCB layout is always ± 0.1 mm.

CHARACTERISTIC CURVES

MAXIMUM SWITCHING POWER

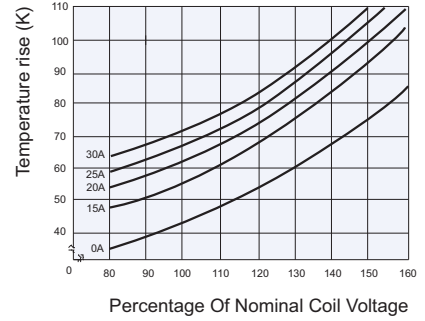


ENDURANCE CURVE



Test conditions:
Resistive load, Dust protected,
AgCdO, Room temp., 1s on 9s off.

COIL TEMPERATURE RISE



Disclaimer

The specification is for reference only. See to "Terminology and Guidelines" for more information. Specifications subject to change without notice. We could not evaluate all the performance and all the parameters for every possible application. Thus the user should be in a right position to choose the suitable product for their own application. If there is any query, please contact Hongfa for the technical service. However, it is the user's responsibility to determine which product should be used only.